

Environmental Report

2019-2020



Content

Message from Director	Page 3
1. Waste Management	Page 4
2. Water Management	Page 13
3. Energy Management	Page 14
4. Air Quality Management	Page 20
5. Campus Greening	Page 21
6. Sustainability in Residential Estates	Page 23
7. Sustainable Activities and Collaborations	Page 24
8. Recognitions and Awards	Page 39
9. Looking Ahead	Page 42

Message from Director

The 2019-2020 Environmental Report covers the period from 1 July 2019 to 30 June 2020. During this year, Facilities Management Office (FMO) at City University of Hong Kong (CityU) dedicated our continued efforts in promoting green living through “Innovation in Carbon Reduction” by organising various activities and campaigns. One major achievements in cultivating our students to engage in sustainability development and environmental performance was that we encouraged our students with initiatives to participate in a paper reduction campaign; through which over 580 students participated and 435,900 printing quotas were successfully reduced.

While social unrest and COVID-19 pandemic outbreak made huge impacts on our society and worldwide this period, CityU strived through all the unprecedented challenges to uphold our social responsibilities, particularly in the areas of energy and water conservation, recycling programmes, and caring for society to ensure a sustainable future. Despite difficulties encountered, CityU competently organised events and managed waste reduction though inevitably recorded a decrease of waste recycled in comparison with 2018-2019. On the positive side, the actual waste produced on the other hand had been significantly reduced.

We welcome 2021 with much faith and hope in the recovery of local and global situations, and CityU will continue her commitment to the health and safety of our community and society. FMO will embrace the unforeseeable future and press on with the promotion of green living and conservation of the environment.

We hope that the sharing in this report will contribute towards educating our key audiences and help fostering greater environmental awareness. Please enjoy reading.

Brenda Lai
Director of Facilities Management

Environmental Performance

Waste Management

- Diverted over 124 tonnes of solid waste from landfills.
- Recycled over 47 tonnes of food waste.

Water Management

- 1,200 m³ of grey water recycled for irrigation, which represents 5.3% of total water consumption for cleansing and irrigation.
- 2,870 m³ of rain water collected from the rain harvest tank for irrigation.

Energy Management

- Consumed 65.5 million kWh electrical energy.

Awards

- Signed the Charter on External Lighting and won the Platinum Award 2019.
- Awarded the Bronze Award under Commendation Scheme on Source Separation of Commercial and Industrial Waste by the Environmental Protection Department of HKSAR Government.
- Awarded the HKAEE Certificate of Merit that organized by the Environmental Campaign Committee of HKSAR Government.
- Awarded an “Excellence Level” Wastewi\$e Certificate by the Environmental Campaign Committee of HKSAR Government in succession of 18 years.

1. Waste Management

Waste Management Approach

City University of Hong Kong (CityU) continues to adopt a 5R's approach in waste management, which include Rethink, Reduce, Restore, Reuse and Recycle.

Rethink and Reduce

With the COVID-19 pandemic outbreak persisted over a year, we expect that our battle with the virus will last for semesters come. Instead of affixing stickers, which could be easily worn out, we produced hundreds of signs for reminding "Social distancing" to our users. These signs were laminated with durable surface so that they can be reused in classrooms and lecture theatres.



1. Waste Management

Rethink

- Use environmental friendly building materials, e.g. backing of the carpet tiles with recycle plastic.



Rethink and Reuse

- Collect and internal transfer among offices for reuse of electrical appliances instead of disposal.
- Collect useful components of broken umbrellas for reuse to minimise wastage.




1. Waste Management

Rethink and Reuse


The impact of COVID-19 since its outbreak affected our daily life in many ways. Nevertheless, CityU FMO endeavored our efforts in minimising waste and reusing materials. Examples included:



Reuse of banner for Triage Station as a shelter for rainy days.



Reuse of foam boards remained after events - to set up "partitions" at workplaces.



1. Waste Management

Reuse of Potted Plants and Seasonal Flowers

Evergreen potted plants for events were reused and kept at nursery on Campus for maintenance. Some used potted plants were planted in landscape areas.



Indoor decoration with potted plants in nursery and were re-used after events.



Nursery



Planting of citrus at Roof Garden, Li Dak Sum Yip Yio Chin Academic Building (LI).

1. Waste Management

Recycle of Landscape Debris



Wood chips shredded from branches and stems through the process of pruning and felling were used in landscape areas for mulching purpose. About 230 kg mulches were produced during the reporting period.



1. Waste Management

Repair and Reuse

- About 10 pieces of aged aluminium strip of signage from Yeung Kin Man Academic Building (YEUNG) were reused for making new signage in LI after repainted.
- Damaged parts of reusable furniture were removed and the restored furniture was reused in YEUNG, LI & Lau Ming Wai Academic Building (LAU).



1. Waste Management

Recycle

	2018 - 2019	2019 - 2020	Difference	%
Waste paper recycled (kg)	117,885	99,227	-18,658	-15.83%
Aluminum cans recycled (kg)	627	471	-156	-24.88%
Plastic bottles recycled (kg)	1276	1367	91	7.13%
Printer cartridges recycled (kg)	344	162	-182	-52.91%
Compact discs recycled (kg)	145	113	-32	-22.07%
Mercury-containing fluorescent tubes and lamps recycled (kg)	16,400	20,012	3,612	22.02%
Green waste and plant trimmings reused (kg)	156	156	0	0%
Glass bottles recycled (kg)	7,264	2,304	-4,960	-68.28%
Rechargeable batteries recycled (kg)	0	0	0	0%
Used Lai See packets (kg)	200	35	-165	-82.50%
No. of plastic straws saved (pieces)	1,105,815	1,200,000	94,185	8.52%
Total municipal solid waste (kg)	1,260,868	1,037,713	-223,155	-17.70%

Recyclables:
124 tonnes

MSW:
1,038 tonnes

1. Waste Management

Recycle - Food Waste

The University always makes use of each opportunity in applying green measures on campus, including the requirements of sorting, collection and recycling of food waste in the catering services contract.

All caterers on campus collect food waste generated from their respective catering outlets and recycle it into fish / animal feed or fertilisers according to requirements laid down in their catering services contracts. FMO continues to play the role of monitoring. FMO inspects catering outlets on a regular basis to check that proper separation, collection and recycling are carried out.

Summary of Food Waste Recycled :

	2018 – 2019	2019 – 2020
Food waste collected and recycled for making fish / animal feed or fertilizers (kg)	132,118	46,817

Food waste: 47 tonnes

Compared with last year, the recorded amount of food waste collected and recycled had been reduced significantly due to the social unrest events started from mid till end of 2019 and subsequently the outbreak of COVID-19 from early 2020. As a result, some of our catering outlets ceased operations on campus since end of 2019 and students attended classes online most of the time in 2020; consequently the amount of food waste collected reduced by 65%.

1. Waste Management

Hazardous Waste

Quantity of hazardous waste disposed of in year 2018-2019 and year 2019-2020:

	2018 – 2019	2019 – 2020
Liquid Chemical Waste # (L)	16,412	18,340
Solid Chemical Waste # (kg)	17,026	22,437
Clinical Waste * (kg)	2,119	2,304
Liquid Radioactive Waste (L)	6.5	7
Solid Radioactive Waste (kg)	7	4

- Remark:
- # As defined under the Waste Disposal Ordinance (Cap. 354). These wastes include fluorescent tubes, lamps, batteries, oily rags, paint pails, etc.
 - * Mainly blood contaminated waste from Young Chung-Yee Health Centre of the University and dead animals from laboratories.

2. Water Management

Water Consumption and Recycling

Compared with year 2018-2019, the annual fresh water consumption was increased. The following particulars were observed:

- a) Portable water consumption was increased for 19%. This might be due to various reasons as below:
 - change of use from office and classroom into laboratories; and
 - move in of numerous new laboratories.
- b) The cleansing and irrigation water consumption was decreased for 61%.
- c) The water consumption for cooling tower of air-conditioning system was increased for 3%, which was due to the increase in air-conditioning load for new laboratories.
- d) The water consumption for swimming pool was reduced for 61% as the swimming pool was closed for the JCT Project.
- e) 1,200m³ greywater collected from the wash hand basin and condensate water of the central air conditioning system (represented 5.3% of total water consumption for cleansing and irrigation) and 2,870m³ water collected from Rainwater system which represented a total of 4,070 m³ saving.

	2018-2019	2019-2020	Difference	%
Potable (1000m³)	75.52	90.21	14.69	19.45
Cleansing & Irrigation (1000m³)	54.11	21.31	-32.80	-60.62
A/C (1000m³)	120.74	124.55	3.81	3.16
Swim (1000m³)	0.47	0.19	-0.28	-59.57
Grey water recycled (1000m³)	3.64	1.20	-2.44	-67.03
Rain water harvested (1000m³)	2.98	2.87	-0.11	-3.69
Under ground water used (1000m³)	0	0	0	0

3. Energy Management

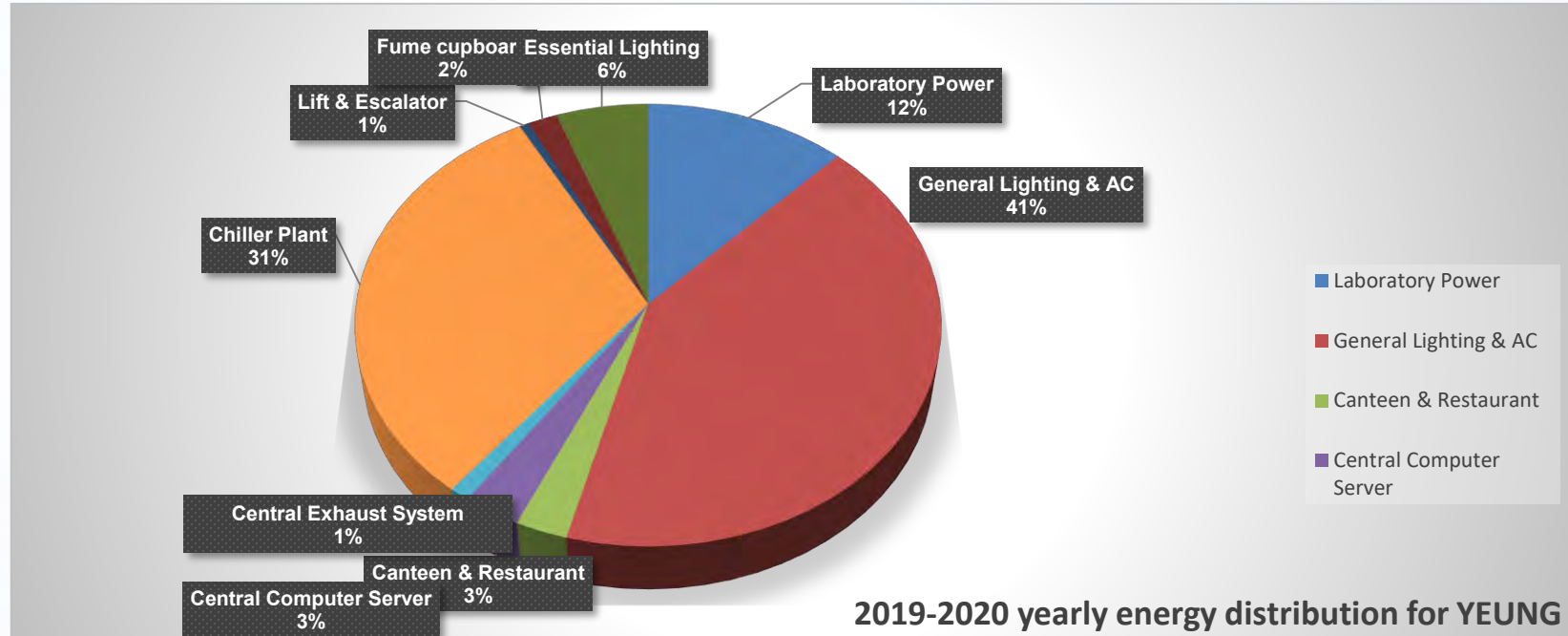
Energy Consumption

The total annual electricity consumption for 2019-2020 was 65.5 million kWh. Compared with year 2018-2019, the total annual electricity consumption was increased by 0.5%. The electricity consumption of YEUNG was increased by 1.7% was due to new laboratories moved into YEUNG. As the electricity consumption in YEUNG contributed over 70% of total electricity consumption, therefore, the 1.7% increase had a significant contribution on the increase of electricity consumption. The electricity consumption of other buildings on Campus were decreased.

Building	2018 – 2019 (mil kWh)	2019 - 2020 (mil kWh)	Difference (mil kWh)	%
YEUNG	46.6	47.4	+ 0.8	1.7%
LI	6.2	6.0	- 0.2	- 3.2%
LAU	7.4	7.1	- 0.3	- 4.1%
CMC	5.0	5.0	0	0%
Total	65.2	65.5	+ 0.3	0.5%

3. Energy Management

Energy Consumption - YEUNG




- General Lighting & AC 41%
- Chiller Plant 31%
- Laboratory Power 12%
- Essential Lighting 6%
- Central Computer and Server 3%
- Canteen & restaurant 3%
- Fume cupboard 2%
- Central Exhaust System 1%
- Lift & Escalator 1%

← The distribution of energy utilization in YEUNG


3. Energy Management

Energy Saving Initiatives

- Replaced T5 28W florescent lamps by 1,000 numbers of 16W LED lamp at Carpark of LAU and Atrium of LI.
- Replaced T8 36W florescent lamps by 1200 numbers of 18W LED lamps at 5/F Classrooms, Lavatories, Corridors and 3/F Main Entrance of YEUNG.
- Replaced T5 35W florescent lamps by 350 numbers of 16W LED lamps at U-Concourse in YEUNG.
- With total 2,550 numbers of LED lamps were used for energy saving purpose.



Replace LED lamp at 1/F and 2/F Car Park, LAU



Replace LED lamps at 3/F Main Entrance, YEUNG



3. Energy Management

Greenhouse Gas Emissions and Removals



According to the Guidelines to Account for and Report on Greenhouse Gas Emissions and Removals for Buildings in Hong Kong (2010 Edition) that jointly published by EPD and EMSD of the HKSAR Government, CityU conducted a carbon audit and reported the results on yearly basis.

According to the Guidelines, the reporting boundary is classified into Scope 1, Scope 2 and Scope 3, while Scope 1 and Scope 2 emissions are mandatory, Scope 3 emissions are optional.

- Scope 1 – direct emissions and removals;
- Scope 2 – energy indirect emissions; and
- Scope 3 – other indirect emissions.

The physical boundary of this report included YEUNG, BOC, LI, LAU, CMC, CYC, Administration Building, FYW, MMW and TYB. The catering outlets located at LI, LAU and CMC are not included. The total GHG emissions in 2019-2020 were 33,813 tones of CO₂-equivalent. There was a 3.58% decrease in carbon emissions while compared with 2018-2019. The details were shown in the table and in the figure on the following two pages.

Click [here](#) to read the Guidelines

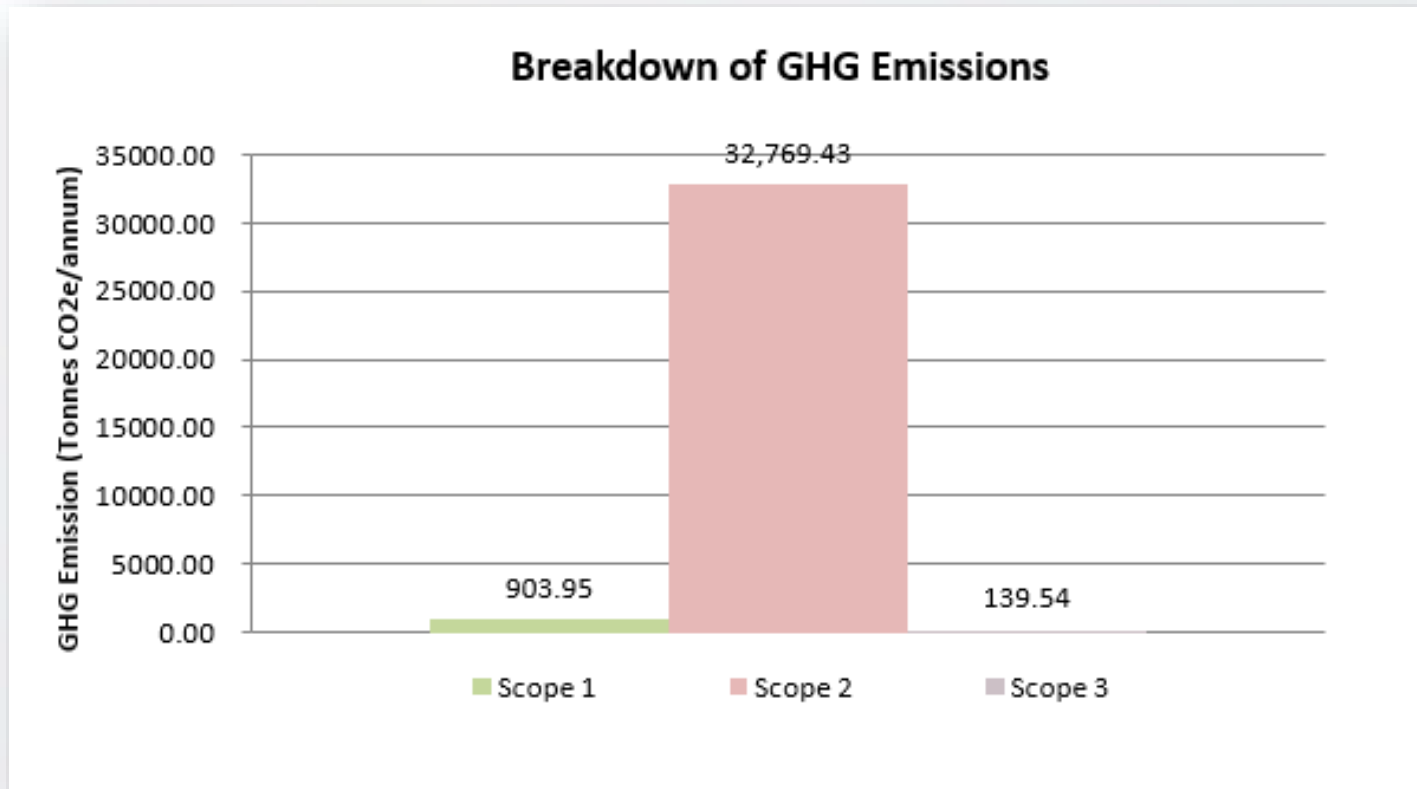
3. Energy Management

Greenhouse Gas Emissions and Removals - Results

Total Scope 1 GHG Emissions:	990.77	Tonnes of CO ₂ -equivalent
Total Scope 1 GHG Removals:	86.83	Tonnes of CO ₂ -equivalent
Total Scope 2 GHG Emissions:	32,769.43	Tonnes of CO ₂ -equivalent
Total Scope 3 GHG Emissions:	139.54	Tonnes of CO ₂ -equivalent
Total GHG Emissions:	33812.92	Tonnes of CO ₂ -equivalent
Total GHG Emissions of Previous Year:	35066.82	Tonnes of CO ₂ -equivalent
% Change in GHG Emissions compared with Previous Year:	-3.58%	
GHG Performance in Ratio Indicator:		
GHG Emissions per floor area:	0.13	In tonnes of CO ₂ -equivalent / m ²
GHG Emissions per floor area of Previous Year:	0.130	In tonnes of CO ₂ -equivalent / m ²
% Change in GHG Emissions per floor area compared with Previous Year:	0.33%	
GHG Emissions per person:	1.42	In tonnes of CO ₂ -equivalent / person
GHG Emissions per person of Previous Year:	1.48	In tonnes of CO ₂ -equivalent / person
% Change in GHG Emissions per person compared with Previous Year:	-3.94%	

3. Energy Management

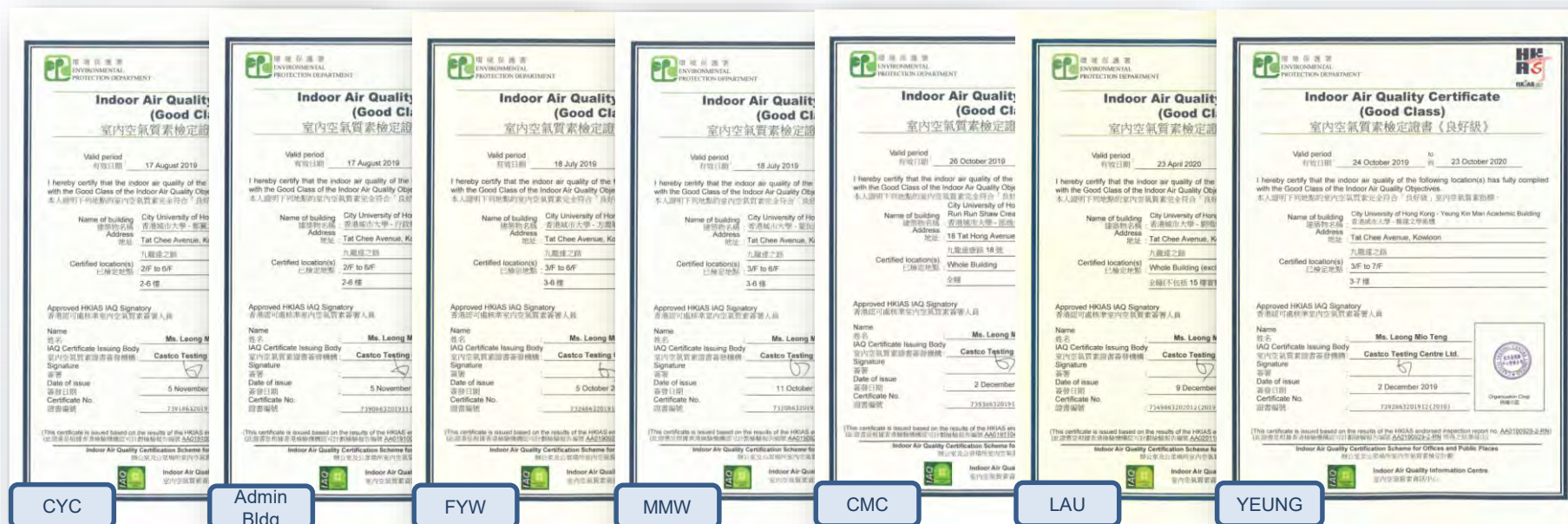
Greenhouse Gas Emissions and Removals - Results



4. Air Quality Management


Indoor Air Quality (IAQ)

Further to the “Good Class” IAQ certificates obtained for seven buildings in 2018-2019, the University continued to appoint a consultant to do IAQ measurements for Li Dak Sum Yip Yio Chin Academic Building (LI) with the aim to obtain a certification under the new IAQ certification scheme 2019. For the seven buildings that have already obtained the “Good Class” certification, a consultant was also appointed to do IAQ measurement to continue the certificates. The seven buildings are: Cheng Yick-chi Building (CYC), Administration Building (Admin Bldg), Fong Yun-wah Building (FYW), Mong Man-wai Building (MMW), Run Run Shaw Creative Media Centre (CMC), Yeung Kin Man Academic Building (YEUNG), Lau Ming Wai Academic Building (LAU).



5. Campus Greening

Landscape Maintenance and Improvement



Site gardeners worked hard to maintain a beautiful, pleasant and green environment for students, staff and visitors through daily and scheduled landscape maintenance. Landscape improvement is vital to replace any plants in poor condition with new landscape design in terms of combinations of different plant species and planting pattern compatible with the campus environment. Totally, 64 numbers of landscape improvement works had been completed on campus and residential quarters during the reporting period.



5. Campus Greening

Provision of Potted Plants and Seasonal Flowers for Decoration in Major Events and Festivals

Evergreen plants and seasonal flowers were provided for major university events (e.g. Congregation) and festivals (e.g. Christmas and Chinese New Year). These potted plants were also placed in common areas on campus for enhancing greener effect.



6. Sustainability in Residential Estates

Food Waste Reduction and Recycling

Mini food decomposer was used to recycle food waste generated at residential quarters into fertilisers to conserve our limited landfills. Over 1,000 kg of food waste was collected and recycled into 19kg of fertilisers which had been applied in landscape areas on campus.



Mini food decomposer used in staff quarters for recycling into fertilizer

7. Sustainable Activities and Collaborations

Green Living @ CityU 2019

Further to the success of “Green Living @ CityU 2018”, “Green Living @ CityU 2019” was organised and carried out starting from September 2019 to December 2019, which aimed to foster sustainability awareness of staff and students in CityU and to promote living style in a sustainable way.

The theme of the event was “Innovation in Carbon Reduction”. It was organised by the Sustainability Committee of the University and Facilities Management Office and co-organised by multi-disciplines of the University including academic departments, administrative units and the Environmental Protection Society of the Students Union. External green organisations including Green Monday and AuLaw Organic Farm also supported the event. A total of 15 activities under 7 areas were held. They included:

- Kick-off Ceremony
- Campaigns (Printing Quota Exchange Campaign)
- Workshops (Recycle paper workshop, Chia seeds pudding and DIY Eco Enzyme)
- Activities (Smoothie ride, Organic food tasting and GROW)
- Shows (Campus Sustainability Tour Video 2019 and Plastic band show)
- Talks (Solar car sharing and Get Healthy with a Plant-based Diet)
- Exhibitions (Previous sustainability achievements and GCSO funded projects)



7. Sustainable Activities and Collaborations

Green Living @ CityU 2019

Kick-off Ceremony:

Conducted on 20 September 2019. VP(AD), Mr Sunny Lee and Prof Li Wen Jung, Associate Provost (II) and the Chairman of Sustainability Committee were the officiating guests of the Ceremony.

Shows:

- Campus Sustainability Tour Video 2019 - A video tour to campus sustainability
- Plastic band show - A performance using innovative upcycled and acoustic instruments.



7. Sustainable Activities and Collaborations

Green Living @ CityU 2019

Solar car sharing:

An introduction on the solar car developed by our School of Energy and Environment for the Sasol Solar Challenge in South Africa.



7. Sustainable Activities and Collaborations

Green Living @ CityU 2019

Exhibitions:

- Achievements in Sustainability
- Global Consortium for Sustainability Outcomes (GCSO) funded projects



7. Sustainable Activities and Collaborations

Green Living @ CityU 2019

Smoothie ride:

Make a smoothie on a joy ride

Organic food tasting:

Taste of organic food

GROW:

Organic farming on rooftop of LI



7. Sustainable Activities and Collaborations

Green Living @ CityU 2019

Recycle paper workshop:

Make paper with recycled materials

Chia seeds pudding:

Make pudding with chia seeds which contain various essential nutrients

DIY Eco Enzyme:

Make detergent using organic materials like fruit peels and sugar



7. Sustainable Activities and Collaborations

Green Living @ CityU 2019

Printing Quota Exchange Campaign:

The Campaign aimed to encourage students to reduce paper consumption. All full-time / combined mode students of CityU were eligible in the printing quota to be exchanged for prizes. In addition to the 64GB USB, T-Park visit was also very attractive to our students. There were over 580 students participated in the campaign and CityU successfully reduced 435,900 printing quotas which was equivalent to saving 37 trees.



7. Sustainable Activities and Collaborations

Green Living @ CityU

Green Living @ CityU 2019
綠色生活@城大2019

Get Healthy with a Plant-based Diet
識揀識食健康素食講座

營養學家張德儀小姐將會與大家拆解素食方面的迷思及分享如何維持均衡的植物性飲食。

Nutritionist Ms. Tiffany Cheung will share how to plan a balanced plant-based diet and debunk some common myths about vegetarianism.

特別驚喜! 參加者有機會親嚙在校園天台(U)自家種植的有機西瓜。

Surprise Treat! Enroll and you will have a chance to taste the water melon home-grown at rooftop of LI.

Date: 15 October 2019 (Tue)
Time: 12:30 - 13:30
Venue: C Y Sun Lecture Theatre (LT3), Floor 4, YEUNG
Speaker: Ms. Tiffany Cheung, Nutritionist, Green Monday
Language: Cantonese 廣東話

SEATS ARE LIMITED. REGISTER NOW.
For enquiry, please call FMO Help Desk at 3442 8833.

MAKE CHANGE HAPPEN
MAKE GREEN COMM

For Registration

Organizers:
Sustainability Committee
Facilities Management Office

Co-organizers:
Student Development Services
Department of Asian and International Studies
Green Roots Over Walls (GROW)
Green Monday / The D. H. Chen Foundation
AuLaw Organic Farm

Supporting Organizations:
School of Energy and Environment
Department of Asian and International Studies
Green Roots Over Walls (GROW)
Green Monday / The D. H. Chen Foundation
AuLaw Organic Farm

Talk: Get Healthy with a Plant-based Diet

The talk was delivered by Ms Tiffany Cheung Nutritionist from Green Monday (The D. H. Chen Foundation). The talk shared how to plan a balanced plant-based diet and debunk some common myths about vegetarianism. Participants also got a chance to taste the water melon home-grown at rooftop of LI.



7. Sustainable Activities and Collaborations

Joint-U Campaign 2020 – Unify: Sustainable Living #StayAtHome Edition

Following the success of the Joint-U campaigns in previous years, the eight member universities of Hong Kong Sustainability Consortium for Campus (HKSCC) decided to continue this meaningful collective campaign to once again actualise the beauty and power of synergy.

In light of the escalating COVID-19 pandemic around the world, most of us had been staying at home for study and work to prevent virus transmission. HKSCC presented our annual Joint University Campaign titled, “UNIFY: Sustainable Living #StayAtHome Edition” online to promote healthy and sustainable living during this challenging period.

Every week in April 2020, we shared tips on four themes as shown below:

- 1) Wellness (3 tips to keep your mind and body healthy);
- 2) Energy Saving (3 tips to make your home more energy efficient);
- 3) Low-carbon Diet (3 tips to adopt a low carbon healthy diet); and
- 4) Zero-waste (3 tips to be green at home).




7. Sustainable Activities and Collaborations


IoT Reverse Vending Machines (RVMs)


CityU Facilities Management Office
香港城市大學
City University of Hong Kong


Recycling Drink Cartons 紙包飲品盒回收


Added feature of RVM 智能回收機新增功能
Drink cartons can now be recycled! 紙包飲品盒也可以回收囉!


- 

1 Remove the straw and plastic wrap from the carton
移除紙包飲品盒的飲管和膠套
- 

2 Cut and wash the carton
把紙包飲品盒剪開及沖洗
- 

3 Flatten the carton
把紙包飲品盒壓扁
- 

4 Select "Start" at Reverse Vending Machine (RVM)
在智能回收機上按「開始」
- 

5 Scan the product barcode, and insert it to RVM
掃描紙包飲品盒上的條碼然後投入智能回收機
- 

6 Scan the member QR code after completing the recycle process
完成投入紙包飲品盒後掃描會員二維碼獲取印花

Locations of Plastic Bottle & Carton RVM
Outside City Express, 5/F, BOC
Common area near Security Room (G507), G/F, LI

膠樽及紙包飲品盒智能回收機位置
中國銀行（香港）綜合樓五樓城大食坊外
李達三葉羅珍學術樓 G507保安控制室附近

Further to the launch of the two RVMs for recycling PET bottles on campus in the end of 2018, FMO announced a new feature of the two RVMs on campus – Drink cartons can be recycled! The locations of the two RVMs are:

- Outside City Express, 5/F, Bank of China (Hong Kong) Complex;
- Common area near Security Room, G/F, LI.

To encourage users for recycling, virtual coins will be awarded for each transaction and they can be used for discounts, donations, etc. Special offers had been made to CityU members, which included:

- Get a free drink from Vitasoy at the Smart Vending Machine; or
- Give a donation of HK\$7.5 via Vitasoy to St James' Settlement

3,411 pieces of PET bottles and 252 pieces of drink cartons (collection started in May 2020) have been collected for recycling.

7. Sustainable Activities and Collaborations

Books Give and Take

The “Books Give and Take 書香世代 - 延續生命、世代相傳” campaign received overwhelming positive responses since its first launch in 2017-2018, and to ride on the success from previous years, this campaign continued in 2019. Unfortunately with the impact of COVID-19, the event was postponed to be held in Semester A of 2020-2021 Academic Year. Details will be presented in the 2020-2021 Environmental Report.

Two carts were placed at the Yellow Zone on U-concourse, YEUNG. CityU community members and public were welcomed to leave or pick up books from the carts with no loan period.



In addition to the books taken away by interested people, three carton boxes of 247 surplus books that weighed 101 kg had been donated to Sham Shui Po Community Green Community to continue their lives for the contribution to the local community.

7. Sustainable Activities and Collaborations

Energy Saving Charter

Earlier in May 2019, the University signed up for the “Energy-Saving Charter 2019” co-launched by the Environment Bureau (ENB) and Electrical and Mechanical Services Department (EMSD). By signing the Charter, the University was committed to maintain an average indoor temperature between 24-26°C during the summer months between June to September in 2019. FMO issued energy saving tips for control of indoor temperature to the University community that included:

- Keep all the windows and doors closed when an air-conditioner is running.
- Keep doors closed between air-conditioned and non-air-conditioned areas such as those connecting outside buildings, lift lobbies, toilets and stores so as to minimise air infiltration for the optimization of air-conditioning.
- Keep doors of fridges closed.
- Avoid setting the thermostat at a colder setting than normal when turning on an air-conditioner. It would not cool the room any faster but could result in excessive power consumption.
- Turn on the ceiling fans if installed in classrooms as fans cool people by creating a wind chill effect; turn them off when you leave the room.



Charter on External Lighting

CityU signed the Charter on External Lighting and received the Platinum Award 2019. The Charter was launched by ENB in 2016. Owners of and responsible persons for external lighting installations were invited to switch off lighting installations of decorative, promotional or advertising purposes which affect the outdoor environment during the preset time (i.e. 11 p.m. or midnight to 7 a.m. on the following day).

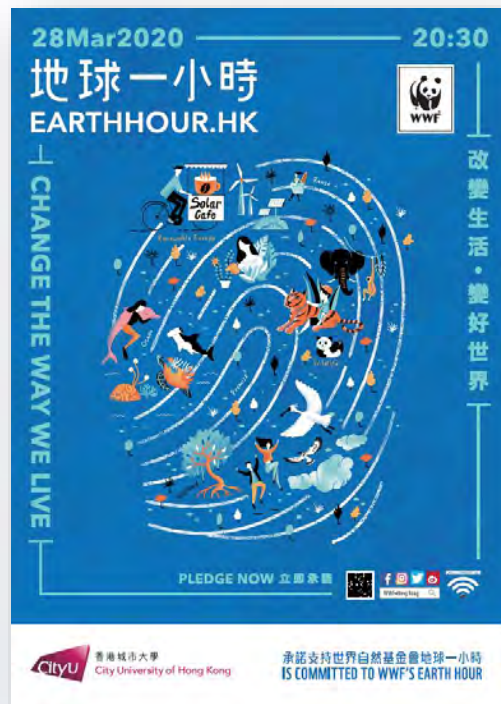


7. Sustainable Activities and Collaborations

Hong Kong No Air Con Night 2019

Hong Kong No Air Con Night 2019 was organised by Green Sense. It was held on 5 October 2019 and was a 12-hour-long air-conditioning out action starting from 7:00 pm on 5 October 2019 to 7:00 am on 6 October 2019 to encourage the entire society to save energy.

CityU actively supported the event by raising the indoor temperature in some communal areas on CityU campus (lecture theatres, Library, Hu Fa Kuang Sports Centre, canteens, Wei Hing Theatre and public areas) to 25°C to lower power consumption.



WWF Earth Hour 2020

CityU has always supported the WWF Earth Hour campaign held and so as this reporting period. On 28 March 2020, the University turned off non-essential lights in corridors, open / roof gardens, carparks and / or external public areas at YEUNG, Administration Buildings, BOC, LI, LAU and CMC for one hour from 8:30 pm to 9:30 pm.

Moreover, CityU Announcement Portal (CAP) was used to inform all staff and students to encourage them and their families to support this meaningful event by turning off lights in office and at home with the aim to arouse awareness on global warming, energy saving, and reducing emission of pollutants and greenhouse gases.



7. Sustainable Activities and Collaborations

Lai See Packets Recycling

CityU continued to support the “Lai See Reuse and Recycle Program 2020” organized by Greeners Action to collect used Lai See packets from CMC, LAU, LI, YEUNG, Student Residence, TCY, NSY and AEB during the period from 5 to 19 February 2020. 35 kg of Lai See packets were collected for reuse.

Mooncakes Collection and Donation

CityU joined the “Eat Wise Charter” of the Green Mid-Autumn Festival Campaign organised by Food Grace (食德好) to collect mooncakes for the contribution to reduce food waste. The collected mooncakes were distributed to those in need on the day of Mid-autumn Festival.



7. Sustainable Activities and Collaborations

Hong Kong Smoke Free Leading Company Awards 2019 and Hong Kong Green Day 2020

As supporting organisation of Hong Kong Green Day that organised by Green Council and Hong Kong Smoke Free Leading Company Awards that organised by Hong Kong Council on Smoking and Health.

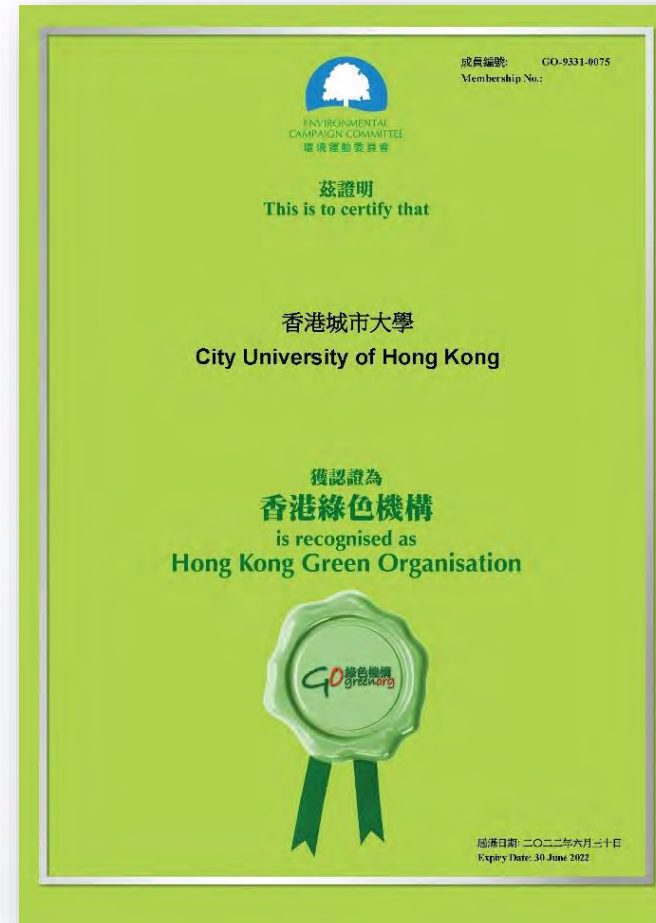


8. Recognitions and Awards

Hong Kong Awards for Environmental Excellence 2019 (HKAEE) – Certificate of Merit



Hong Kong Green Organisation



8. Recognitions and Awards

Commendation Scheme on Source Separation of Commercial and Industrial Waste – Bronze Award



8. Recognitions and Awards

2019 - Hong Kong Green Organisation Certification – Wastewi\$e Certificate



Hong Kong Green Organisation Certification - Energywi\$e Certificate



9. Looking Ahead

The University has set out her five-year strategic plan for 2020-2025 in which CityU targets to become a carbon neutral University. We continue to seek and plan new ways to promote a green campus and sustainability initiative through joint collaborations with various parties, including but not limited to local universities, application of smart technologies and sustainability education.

At the collegiate level, we will continue to collaborate among our member universities to promote sustainable living. Due to the pandemic of COVID-19, we plan to focus on online activities and the theme will be “UNIfy sustainable living: New normal edition”.

At the societal level, we will actively support the Government’s initiatives in waste reduction, particularly in smart recycling. We will also continue to collaborate with green organisations to co-operate with them and to seek their support for our sustainability activities.

At the campus level, we will continue to adopt the 5Rs concept in waste management. We will monitor our indoor air quality and target to achieve certificate for good class. In the coming year we look forward to continue working with departments, students, staff and faculty; peer institutions; and our surrounding community to collectively progress the University’s commitment to social and environmental responsibility.



香港城市大學
City University of Hong Kong

End of Report



專業 創新 胸懷全球
Professional • Creative
For The World

Facilities Management Office
<http://www.cityu.edu.hk/fmo/>

